

Pizzascript

Its origins and use



A Holesome Manual

Pizzascript

Its origins and use


We are thrilled that the Holesome Man was available for a quick write-up on the newly assembled type family of the Pizza Comrades cartoon.

His deep knowledge of art and typography make him the supreme candidate for this short overview.

He is the only Comrade to receive the Chain Award ten times in a row and one of the few recipients of the prestigious Block of Honor. He taught countless students at Holesome University and his numerous publications are a staple of any serious library.

In this Manual he sheds light on Pizzascript.
Where it comes from, how it was used before and what can be done with it today.

A The Holesome Man in his home in the suburbs of Block City



A

A Holesome Manual

Preface

I want to talk to you.

I want to talk to you about a signal.

A signal that found its way through the cold expanse of the Yonder. A signal we caught with a modified Machine Elf Broadband Receiver. A signal that went straight to our hearts.

We don't know who sent it. We don't know why it was sent or if it was on purpose. But we do know what it brought. The Pizza Comrades. A phenomenon. A show of cultural significance, rife with stories, adventures, tragedies.

And signs.

There is always a sign within the word signal, of course. But in this case there are many signs. Or letters if you like. They are all over this show and play a big role as well.

It's time to get to know them, Comrade.

LFG

T.H.M.

CR 18169101

Origins

Use

Letters of Credit(s)

p1

Four fonts

p 23

Jump to this section if you
don't need a history lesson

Looking closer

p 9

Character Set

p 26

Alternates

p 13

Iconography

p 15

Features

p 34

Cheat Sheet

p 36

Get Schlorpy

p 17

Origins

Letters of Credit(s)



B

I don't have to introduce the Pizza Comrades cartoon to you. Every Comrade knows it. Every Comrade loves it. There's no rival. It's the best.

Channel 9 sits on a treasure trove of thousands of episodes in their archives. And they guard it as such. Stored within secure facilities, distributed across multiple undisclosed locations, protected from environmental degradation and potential external threats.

Though no one really studied the letters that are used throughout the show. As so often, they were overlooked, taken for granted, overshadowed by the action. But these letters are the glue that hold everything together. Without them, it falls apart.

I don't talk about the show's logo here or other brands within the show. I talk about every other lettering. Words that are used to open the show, for dialogue, for exclamations, on signs, in letters or recipes – everything that is written.

B Pizza Comrades title screen with Pizzascript Burnt and Romantic in use.
From episode 1153: "The Oregano Conspiracy".




C

- C Sample letterings from the show
- D A heartfelt GM
- E The famous catchphrase
- F Excerpt from the episode list



D



E



F

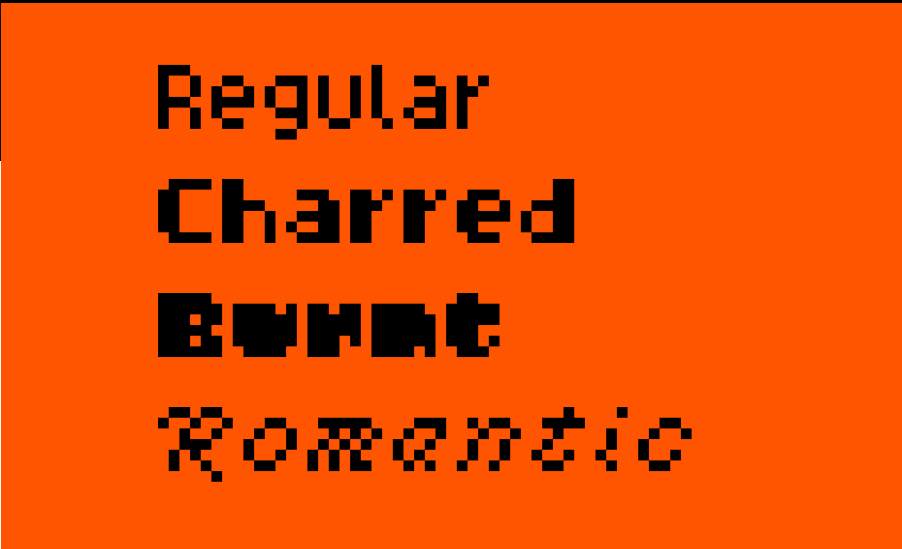
The letters used in the show can be grouped into four distinct styles. The core of the family is a pretty neutral regular style. Regular is used most often, perhaps because it's the most legible style.

- G The basic character set of Pizzascript
- H The styles of Pizzascript


ABCDEFGHIJKLMNOPQRSTUVWXYZ
abcdefghijklmnopqrstuvwxyz
0123456789

G

Charred and Burnt are bolder versions of this concept and used in cases where more impact is necessary, to highlight things and to make them appear important. The Romantic style is used least. It appears when the message should be perceived calmer, more poetic or to highlight things without getting bolder, more subtle.

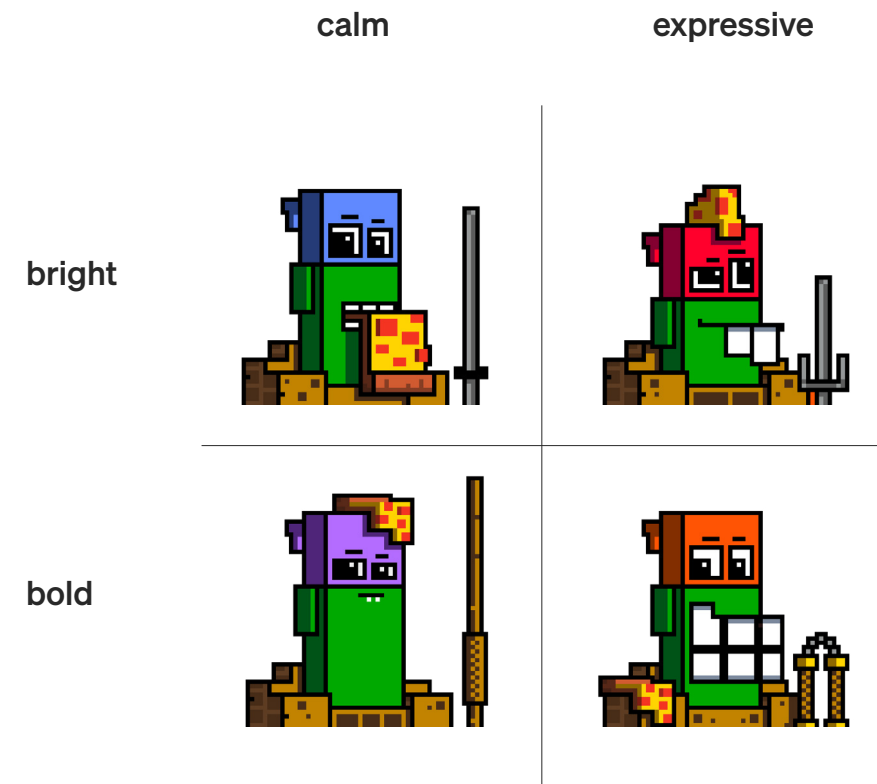


H



The four styles can be categorized in a chart – from calm and bright to bold and expressive.

Allow me to speculate as a fan. And this is not scientific at all but I see a similar pattern in the four heroes of the show. Of course, we don't know what the creators of the show were thinking but it's possible there is something to it.



Looking closer



The most character inducing factor of Pizzascript is the cap height of six units. This forces the typeface to be dynamic, because there is no possible vertical center. This can clearly be seen in letters like H or E, for example.

But this affects the lowercase as well.

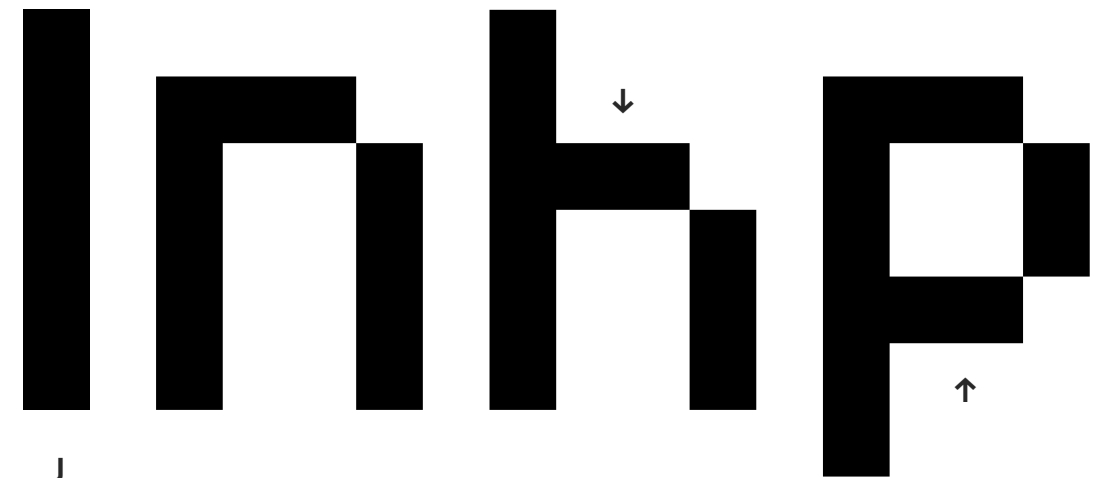
To be readable, it needs 5 units in height but at the same time it needs 2 units for ascenders and descenders. This is not possible when you want the script to be compact and therefore don't want to exceed the cap height.

So the solution is – again – a dynamic one. The x-height has to shift down to make room for ascenders and the baseline alignment has to shift up for the descenders.

Action built-in, so to speak.

I Letter H, shown with grid (opposite page)

J Ascenders, descenders and the dynamics they force



J

But the letterers of the show didn't stop there and doubled down on this concept of vertical shifts.

Throughout the series letters are rarely displayed in a straight line of text but rather with shifting positions, in order to give the words an even more dynamic feel – supporting the action of the plot.

There are four kinds of shifts and they appear in every style. We don't know if they had names originally but we call them modes and name them for convenience.

First we have “Bubble Down”, every other letter shifts down one unit. The second one is “Bubble Up”, every other letter shifts up. The third one uses up and down shifts continuously and is called “Tapeworm”. Lastly there is a style called “Organic” that shifts letters randomly.

These modes are like the yeast in a pizza dough, while the structural ideas are the flour, resulting in a bubbly and flavorful product.

The sourdough is strong in this typeface.

K The five modes of Pizzascript (opposite page)

Flat
changes

Bubble Down
changes

Bubble Up
changes

Tapeworm
changes

Organic
changes

Alternates




L

In movies, alternates play a significant role: alternating camera angles, alternating timelines, alternating visual styles, and so on. The same principle applies to letterforms. Sometimes it makes sense to introduce alternate shapes in a specific context to change the mood or simply to make the type fit better.

In the lettering of Pizza Comrades, this occurs only occasionally. However, the uppercase I is sometimes replaced with a more technical version. In Pizzascript Romantic, when a more poetic tone is desired, selected uppercase letters are substituted with swash versions.



L Screen of the Pizza Machine, from episode 805: "Pizza For All" with alternate I, compared to default version (bottom).

J Excerpt from a letter by Lady Valentine, from episode 696: "From Pepperonia with Love", containing a swash L.




M

Iconography



From time to time the Pizza Comrades lettering division uses icons and emoji in order to convey meaning. This might be the only way to match the quick pacing of the show and at the same time it is direct and punchy. I know, I said I wanted to talk to you about letters but these symbols are not far from letters. In essence they are letters compressed into shape – the diamonds of the alphabet.

The most prominent of these symbols found their way into Pizzascript. There might be updates with more of them in future versions.




O

N A few icon samples from the show (opposite page).


O Of course there is a pizza icon. In the show it is oftentimes used for a spinning animation, to convey the passing of time.

Get Schlorpy



As soon as episode 2121 had aired Ze Great Schlorp became a fan favorite. The hatchling from an ancient cosmic being is mysterious, likeable and a little creepy at the same time. Despite its popularity many fans aren't aware of the fact that Ze Great Schlorp does seem to write. There are a few hints and glimpses in the cartoon showing Schlorpian books.

Although Holesome University is leading scientific studies to understand this writing system – and some obsessed cultists in the underbelly of Block City try the same – no one succeeded so far.



Q

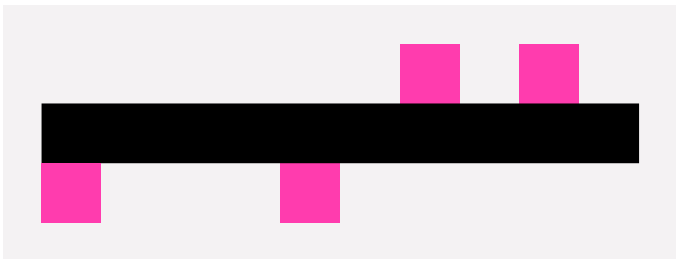
P Ze Great Schlorp (opposite page)

Q Schlorpian writings,
from episode 2474: “Look what the cat dragged in”

Current understanding suggests that the system is binary in nature. It consists of a single sign that may be rendered in either a short or a long form. While the Short Sign has a fixed size, the Long Sign may extend to virtually any length – at minimum twice that of the Short Sign, but often much longer, spanning multiple lines or even entire pages. The underlying reason for this remains unknown. However, the prevailing hypothesis is that the length is influenced by mood.



R




S

Both forms of the sign may carry accents positioned either above or below. For a long time, the scientific consensus held that these accents were random or determined by mood as well. This assumption is now considered unlikely.

Schlorpian text appears to function as a continuous, interconnected structure. Downward accents from one line connect with the line below, while upward accents link to the preceding line.

- R Short Sign, Long Sign and longer Long Sign
- S Schlorpian Long Sign with accents (in pink for illustrative purposes)
- T Two lines of Schlorpian text with accents and the interlinear pattern they create; first line in black, second line in pink



T

It is now understood that the interlinear space utilized by the accents is essential for interpreting the text’s meaning. They seem to tell a story within the story in ways we cannot quite grasp. We literally need to read between the lines to understand the wisdom of Ze Great Schlorp.

We also know that this writing is slow. About as slow as Ze Great Schlorp itself. It is so alienly slow that one letter or what we would call a letter, may extend across hundreds of pages. And the next time this letter appears, it will be slightly different. It all depends on mood and circumstance. It’s chaos and eternity staring you in the face, laughing at your inferiority. Given these characteristics, computational assistance is required to attempt to read Schlorpian. Even the brightest minds get lost after a few pages.

Nevertheless, you can now channel your inner Schlorp and write like one – with Pizzascript. At least visually. You won’t be able to transmit meaning but it looks cool. Find further details in the [Use Section](#).

Use

Four fonts

Regular

Charred

Burnt

Romantic

The lettershapes described above are inherently tied to the Pizza Comrades, their world and their adventures. The connection is so strong that the typeface is instantly recognizable to true fans – so much so that it has become synonymous with the show itself.

All the 4 styles used in the cartoon are available for digital typesetting now: Regular, Charred, Burnt & Romantic.

Offered as .otf files for desktop and .woff2 files for the web.

These are the official versions of Pizzascript. Their character set and functionality is described on the following pages. [→ Download them here!](#)

The fonts come in two sizes: 5 px and 10 px. The size describes in which intervals they appear pixel perfect on screen. Both have their pros and cons. The 10 px version is best when used in combination with other fonts, because their relative sizes match. But the sizes in which the type fits the pixel grid are limited. The 5 px version is the opposite. Best used alone but it falls on the pixel grid twice as often. Usually the better choice. If you design for print you don't have to worry about any of this.

L Certified fresh:
The four styles of Pizzascript

Now let your pizza flag fly, Comrade.

Pieter'nja
PEPPERONIA
comedy
Tortoise
from the Crust
HEIN MÜLLER
skelly skelletto

BRAVE CLASSES
Robo Dog of Death
Lord Häxley
LEGION
Discombobulator
ELITE GUARD
Schorpionian Spies

Pizzascript

Character Set

Basic Alphabet

```

A B C D E F G H I J K L M N O P Q R S
T U V W X Y Z  a b c d e f g h i j k l
m n o p q r s t u v w x y z

```

Diacritics

[illegible]

Numerals

0 1 2 3 4 5 6 7 8 9

Currency

¥ £ \$ € £ ¥

Math

+ - * ÷ = > < % & ~ ^

Punctuation & Symbols

.,:;...!i?@·■/||\--_~^
() { } [] , „ ° ¨ ´ ˆ ‹ › ‹ › ¨ ¨ ¨ #
↑ → ↓ ← ® & ¶ § © ® ™ ° + *

Emoji & Icons

𐀀 𐀁 𐀂 𐀃 𐀄 𐀅 𐀆 𐀇 𐀈 𐀉 𐀊 𐀋 𐀌 𐀍 𐀎 𐀏 𐀐 𐀑 𐀒 𐀓 𐀔 𐀕 𐀖 𐀗 𐀘 𐀙 𐀚 𐀛 𐀜 𐀝 𐀞 𐀟 𐀠 𐀡 𐀢 𐀣 𐀤 𐀥 𐀦 𐀧 𐀨 𐀩 𐀪 𐀫 𐀬 𐀭 𐀮 𐀯 𐀰 𐀱 𐀲 𐀳 𐀴 𐀵 𐀶 𐀷 𐀸 𐀹 𐀺 𐀻 𐀼 𐀽 𐀾 𐀿 𐁀 𐁁 𐁂 𐁃 𐁄 𐁅 𐁆 𐁇 𐁈 𐁉 𐁊 𐁋 𐁌 𐁍 𐁎 𐁏 𐁐 𐁑 𐁒 𐁓 𐁔 𐁕 𐁖 𐁗 𐁘 𐁙 𐁚 𐁛 𐁜 𐁝 𐁞 𐁟 𐁠 𐁡 𐁢 𐁣 𐁤 𐁥 𐁦 𐁧 𐁨 𐁩 𐁪 𐁫 𐁬 𐁭 𐁮 𐁯 𐁰 𐁱 𐁲 𐁳 𐁴 𐁵 𐁶 𐁷 𐁸 𐁹 𐁺 𐁻 𐁼 𐁽 𐁾 𐁿 𐂀 𐂁 𐂂 𐂃 𐂄 𐂅 𐂆 𐂇 𐂈 𐂉 𐂊 𐂋 𐂌 𐂍 𐂎 𐂏 𐂐 𐂑 𐂒 𐂓 𐂔 𐂕 𐂖 𐂗 𐂘 𐂙 𐂚 𐂛 𐂜 𐂝 𐂞 𐂟 𐂠 𐂡 𐂢 𐂣 𐂤 𐂥 𐂦 𐂧 𐂨 𐂩 𐂪 𐂫 𐂬 𐂭 𐂮 𐂯 𐂰 𐂱 𐂲 𐂳 𐂴 𐂵 𐂶 𐂷 𐂸 𐂹 𐂺 𐂻 𐂼 𐂽 𐂾 𐂿 𐃀 𐃁 𐃂 𐃃 𐃄 𐃅 𐃆 𐃇 𐃈 𐃉 𐃊 𐃋 𐃌 𐃍 𐃎 𐃏 𐃐 𐃑 𐃒 𐃓 𐃔 𐃕 𐃖 𐃗 𐃘 𐃙 𐃚 𐃛 𐃜 𐃝 𐃞 𐃟 𐃠 𐃡 𐃢 𐃣 𐃤 𐃥 𐃦 𐃧 𐃨 𐃩 𐃪 𐃫 𐃬 𐃭 𐃮 𐃯 𐃰 𐃱 𐃲 𐃳 𐃴 𐃵 𐃶 𐃷 𐃸 𐃹 𐃺 𐃻 𐃼 𐃽 𐃾 𐃿 𐄀 𐄁 𐄂 𐄃 𐄄 𐄅 𐄆 𐄇 𐄈 𐄉 𐄊 𐄋 𐄌 𐄍 𐄎 𐄏 𐄐 𐄑 𐄒 𐄓 𐄔 𐄕 𐄖 𐄗 𐄘 𐄙 𐄚 𐄛 𐄜 𐄝 𐄞 𐄟 𐄠 𐄡 𐄢 𐄣 𐄤 𐄥 𐄦 𐄧 𐄨 𐄩 𐄪 𐄫 𐄬 𐄭 𐄮 𐄯 𐄰 𐄱 𐄲 𐄳 𐄴 𐄵 𐄶 𐄷 𐄸 𐄹 𐄺 𐄻 𐄼 𐄽 𐄾 𐄿 𐅀 𐅁 𐅂 𐅃 𐅄 𐅅 𐅆 𐅇 𐅈 𐅉 𐅊 𐅋 𐅌 𐅍 𐅎 𐅏 𐅐 𐅑 𐅒 𐅓 𐅔 𐅕 𐅖 𐅗 𐅘 𐅙 𐅚 𐅛 𐅜 𐅝 𐅞 𐅟 𐅠 𐅡 𐅢 𐅣 𐅤 𐅥 𐅦 𐅧 𐅨 𐅩 𐅪 𐅫 𐅬 𐅭 𐅮 𐅯 𐅰 𐅱 𐅲 𐅳 𐅴 𐅵 𐅶 𐅷 𐅸 𐅹 𐅺 𐅻 𐅼 𐅽 𐅾 𐅿 𐆀 𐆁 𐆂 𐆃 𐆄 𐆅 𐆆 𐆇 𐆈 𐆉 𐆊 𐆋 𐆌 𐆍 𐆎 𐆏 𐆐 𐆑 𐆒 𐆓 𐆔 𐆕 𐆖 𐆗 𐆘 𐆙 𐆚 𐆛 𐆜 𐆝 𐆞 𐆟 𐆠 𐆡 𐆢 𐆣 𐆤 𐆥 𐆦 𐆧 𐆨 𐆩 𐆪 𐆫 𐆬 𐆭 𐆮 𐆯 𐆰 𐆱 𐆲 𐆳 𐆴 𐆵 𐆶 𐆷 𐆸 𐆹 𐆺 𐆻 𐆼 𐆽 𐆾 𐆿 𐇀 𐇁 𐇂 𐇃 𐇄 𐇅 𐇆 𐇇 𐇈 𐇉 𐇊 𐇋 𐇌 𐇍 𐇎 𐇏 𐇐 𐇑 𐇒 𐇓 𐇔 𐇕 𐇖 𐇗 𐇘 𐇙 𐇚 𐇛 𐇜 𐇝 𐇞 𐇟 𐇠 𐇡 𐇢 𐇣 𐇤 𐇥 𐇦 𐇧 𐇨 𐇩 𐇪 𐇫 𐇬 𐇭 𐇮 𐇯 𐇰 𐇱 𐇲 𐇳 𐇴 𐇵 𐇶 𐇷 𐇸 𐇹 𐇺 𐇻 𐇼 𐇽 𐇾 𐇿 𐈀 𐈁 𐈂 𐈃 𐈄 𐈅 𐈆 𐈇 𐈈 𐈉 𐈊 𐈋 𐈌 𐈍 𐈎 𐈏 𐈐 𐈑 𐈒 𐈓 𐈔 𐈕 𐈖 𐈗 𐈘 𐈙 𐈚 𐈛 𐈜 𐈝 𐈞 𐈟 𐈠 𐈡 𐈢 𐈣 𐈤 𐈥 𐈦 𐈧 𐈨 𐈩 𐈪 𐈫 𐈬 𐈭 𐈮 𐈯 𐈰 𐈱 𐈲 𐈳 𐈴 𐈵 𐈶 𐈷 𐈸 𐈹 𐈺 𐈻 𐈼 𐈽 𐈾 𐈿 𐉀 𐉁 𐉂 𐉃 𐉄 𐉅 𐉆 𐉇 𐉈 𐉉 𐉊 𐉋 𐉌 𐉍 𐉎 𐉏 𐉐 𐉑 𐉒 𐉓 𐉔 𐉕 𐉖 𐉗 𐉘 𐉙 𐉚 𐉛 𐉜 𐉝 𐉞 𐉟 𐉠 𐉡 𐉢 𐉣 𐉤 𐉥 𐉦 𐉧 𐉨 𐉩 𐉪 𐉫 𐉬 𐉭 𐉮 𐉯 𐉰 𐉱 𐉲 𐉳 𐉴 𐉵 𐉶 𐉷 𐉸 𐉹 𐉺 𐉻 𐉼 𐉽 𐉾 𐉿 𐊀 𐊁 𐊂 𐊃 𐊄 𐊅 𐊆 𐊇 𐊈 𐊉 𐊊 𐊋 𐊌 𐊍 𐊎 𐊏 𐊐 𐊑 𐊒 𐊓 𐊔 𐊕 𐊖 𐊗 𐊘 𐊙 𐊚 𐊛 𐊜 𐊝 𐊞 𐊟 𐊠 𐊡 𐊢 𐊣 𐊤 𐊥 𐊦 𐊧 𐊨 𐊩 𐊪 𐊫 𐊬 𐊭 𐊮 𐊯 𐊰 𐊱 𐊲 𐊳 𐊴 𐊵 𐊶 𐊷 𐊸 𐊹 𐊺 𐊻 𐊼 𐊽 𐊾 𐊿 𐋀 𐋁 𐋂 𐋃 𐋄 𐋅 𐋆 𐋇 𐋈 𐋉 𐋊 𐋋 𐋌 𐋍 𐋎 𐋏 𐋐 𐋑 𐋒 𐋓 𐋔 𐋕 𐋖 𐋗 𐋘 𐋙 𐋚 𐋛 𐋜 𐋝 𐋞 𐋟 𐋠 𐋡 𐋢 𐋣 𐋤 𐋥 𐋦 𐋧 𐋨 𐋩 𐋪 𐋫 𐋬 𐋭 𐋮 𐋯 𐋰 𐋱 𐋲 𐋳 𐋴 𐋵 𐋶 𐋷 𐋸 𐋹 𐋺 𐋻 𐋼 𐋽 𐋾 𐋿 𐌀 𐌁 𐌂 𐌃 𐌄 𐌅 𐌆 𐌇 𐌈 𐌉 𐌊 𐌋 𐌌 𐌍 𐌎 𐌏 𐌐 𐌑 𐌒 𐌓 𐌔 𐌕 𐌖 𐌗 𐌘 𐌙 𐌚 𐌛 𐌜 𐌝 𐌞 𐌟 𐌠 𐌡 𐌢 𐌣 𐌤 𐌥 𐌦 𐌧 𐌨 𐌩 𐌪 𐌫 𐌬 𐌭 𐌮 𐌯 𐌰 𐌱

Alternates

I İ Ï İ İ İ İ

Pizzascript Romantic

Character Set

Basic Alphabet

ABCDEFGHIJKLMNOPQRSTUVWXYZ
 abcdefghijklmnopqrstuvwxyz
 ABCDEFGHIJKLMNOPQRSTUVWXYZ

Diacritics

Á Â Ã Ä Å Æ Ą Ć Ĉ Č Ɔ Ğ É Ê
 Ë Ì Í Î Ï Ĳ Ĵ Ķ ĸ Ĺ Ļ Ľ Ŀ ľ
 Œ Ó Ô Õ Ò Ğ Œ Œ Š Š Œ Š Š Š Š
 Ț Ț Ț Ț Ț Ț Ț Ț Ț Ț Ț Ț Ț Ț
 Ž Ž Ž ž ž ž ž ž ž ž ž ž ž ž ž ž
 Ț é ê ë è é ē ē ğ ħ ĩ ï ï ĵ Ĵ Ĵ Ĵ
 Ĵ ħ ħ ħ ħ ó ô õ ò ħ Œ Œ Œ Œ Œ Œ Œ Œ
 š š š š š š š š š š š š š š š š
 Ÿ Ÿ Ÿ ž ž ž

Numerals

0123456789

Currency

= / € € ¥


Math






+ - * ÷ = > < % & ~ ^






Punctuation & Symbols




.,:;...//?&■///\---_ ^
() { } [] , " ' ' < > < > ' ' * #
↑ → ↓ ← @ & # \$ % ^ * ~ ° + =


Emoji & Icons






Alternates

iiiiiii

Swashes
(Romantic only)

A B C D E F G H I J K L M
N O P Q R S T U V W X Y Z

Basic Alphabet

ABCDEFGHIJKLMNOPQRSTUVWXYZ
abcdefghijklmnopqrstuvwxyz

Diacritics

Á Â Ã Ä Å Æ Ā Ą Ç Ċ Ď Ě Ė
 È É Ê Ë Ē Ė Ġ Ĩ Ī Ĵ Ľ Ļ Ł Ń Ň
 Ő Ó Ô Õ Ò Ø Ö Ć Ċ Ĥ Š Š Š Š
 Ţ Ŧ Ú Û Ü Ù Ů Ű Ų Ŵ Ŷ Ÿ Ź
 Ž ž á â ã ä å æ ã ā ą ç ċ ɖ
 ɗ é ê ë è é ē ġ ģ ĥ ħ ĩ ĵ ħ Ĺ
 Ľ ł ŋ ŋ ŋ ŋ ó ô õ ò ø ö œ ö ő þ ř ř
 š š š þ ŧ ŧ ú û ü ù ů ű ų ŵ ŷ
 ŷ ŷ ŷ ž ž ž

Numerals

0 1 2 3 4 5 6 7 8 9

Currency

⌘ ₤ ⌡ ₤ ₤ ₤ ₤ ₤

Math

 $+, -, \times, \div, \equiv, >, <, \%, \approx, \wedge$

Punctuation & Symbols

.,:;...!i?@·■/||\--_~^
 (){}[]_„“”‘’<>>>“”‘’*#
 ↑→↓← ①&⑦⑤②②™°+&

Emoji & Icons

𐀀 𐀁 𐀂 𐀃 𐀄 𐀅 𐀆 𐀇 𐀈 𐀉 𐀊 𐀋 𐀌 𐀍 𐀎 𐀏 𐀐 𐀑 𐀒 𐀓 𐀔 𐀕 𐀖 𐀗 𐀘 𐀙 𐀚 𐀛 𐀜 𐀝 𐀞 𐀟 𐀠 𐀡 𐀢 𐀣 𐀤 𐀥 𐀦 𐀧 𐀨 𐀩 𐀪 𐀫 𐀬 𐀭 𐀮 𐀯 𐀰 𐀱 𐀲 𐀳 𐀴 𐀵 𐀶 𐀷 𐀸 𐀹 𐀺 𐀻 𐀼 𐀽 𐀾 𐀿 𐁀 𐁁 𐁂 𐁃 𐁄 𐁅 𐁆 𐁇 𐁈 𐁉 𐁊 𐁋 𐁌 𐁍 𐁎 𐁏 𐁐 𐁑 𐁒 𐁓 𐁔 𐁕 𐁖 𐁗 𐁘 𐁙 𐁚 𐁛 𐁜 𐁝 𐁞 𐁟 𐁠 𐁡 𐁢 𐁣 𐁤 𐁥 𐁦 𐁧 𐁨 𐁩 𐁪 𐁫 𐁬 𐁭 𐁮 𐁯 𐁰 𐁱 𐁲 𐁳 𐁴 𐁵 𐁶 𐁷 𐁸 𐁹 𐁺 𐁻 𐁼 𐁽 𐁾 𐁿 𐂀 𐂁 𐂂 𐂃 𐂄 𐂅 𐂆 𐂇 𐂈 𐂉 𐂊 𐂋 𐂌 𐂍 𐂎 𐂏 𐂐 𐂑 𐂒 𐂓 𐂔 𐂕 𐂖 𐂗 𐂘 𐂙 𐂚 𐂛 𐂜 𐂝 𐂞 𐂟 𐂠 𐂡 𐂢 𐂣 𐂤 𐂥 𐂦 𐂧 𐂨 𐂩 𐂪 𐂫 𐂬 𐂭 𐂮 𐂯 𐂰 𐂱 𐂲 𐂳 𐂴 𐂵 𐂶 𐂷 𐂸 𐂹 𐂺 𐂻 𐂼 𐂽 𐂾 𐂿 𐃀 𐃁 𐃂 𐃃 𐃄 𐃅 𐃆 𐃇 𐃈 𐃉 𐃊 𐃋 𐃌 𐃍 𐃎 𐃏 𐃐 𐃑 𐃒 𐃓 𐃔 𐃕 𐃖 𐃗 𐃘 𐃙 𐃚 𐃛 𐃜 𐃝 𐃞 𐃟 𐃠 𐃡 𐃢 𐃣 𐃤 𐃥 𐃦 𐃧 𐃨 𐃩 𐃪 𐃫 𐃬 𐃭 𐃮 𐃯 𐃰 𐃱 𐃲 𐃳 𐃴 𐃵 𐃶 𐃷 𐃸 𐃹 𐃺 𐃻 𐃼 𐃽 𐃾 𐃿 𐄀 𐄁 𐄂 𐄃 𐄄 𐄅 𐄆 𐄇 𐄈 𐄉 𐄊 𐄋 𐄌 𐄍 𐄎 𐄏 𐄐 𐄑 𐄒 𐄓 𐄔 𐄕 𐄖 𐄗 𐄘 𐄙 𐄚 𐄛 𐄜 𐄝 𐄞 𐄟 𐄠 𐄡 𐄢 𐄣 𐄤 𐄥 𐄦 𐄧 𐄨 𐄩 𐄪 𐄫 𐄬 𐄭 𐄮 𐄯 𐄰 𐄱 𐄲 𐄳 𐄴 𐄵 𐄶 𐄷 𐄸 𐄹 𐄺 𐄻 𐄼 𐄽 𐄾 𐄿 𐅀 𐅁 𐅂 𐅃 𐅄 𐅅 𐅆 𐅇 𐅈 𐅉 𐅊 𐅋 𐅌 𐅍 𐅎 𐅏 𐅐 𐅑 𐅒 𐅓 𐅔 𐅕 𐅖 𐅗 𐅘 𐅙 𐅚 𐅛 𐅜 𐅝 𐅞 𐅟 𐅠 𐅡 𐅢 𐅣 𐅤 𐅥 𐅦 𐅧 𐅨 𐅩 𐅪 𐅫 𐅬 𐅭 𐅮 𐅯 𐅰 𐅱 𐅲 𐅳 𐅴 𐅵 𐅶 𐅷 𐅸 𐅹 𐅺 𐅻 𐅼 𐅽 𐅾 𐅿 𐆀 𐆁 𐆂 𐆃 𐆄 𐆅 𐆆 𐆇 𐆈 𐆉 𐆊 𐆋 𐆌 𐆍 𐆎 𐆏 𐆐 𐆑 𐆒 𐆓 𐆔 𐆕 𐆖 𐆗 𐆘 𐆙 𐆚 𐆛 𐆜 𐆝 𐆞 𐆟 𐆠 𐆡 𐆢 𐆣 𐆤 𐆥 𐆦 𐆧 𐆨 𐆩 𐆪 𐆫 𐆬 𐆭 𐆮 𐆯 𐆰 𐆱 𐆲 𐆳 𐆴 𐆵 𐆶 𐆷 𐆸 𐆹 𐆺 𐆻 𐆼 𐆽 𐆾 𐆿 𐇀 𐇁 𐇂 𐇃 𐇄 𐇅 𐇆 𐇇 𐇈 𐇉 𐇊 𐇋 𐇌 𐇍 𐇎 𐇏 𐇐 𐇑 𐇒 𐇓 𐇔 𐇕 𐇖 𐇗 𐇘 𐇙 𐇚 𐇛 𐇜 𐇝 𐇞 𐇟 𐇠 𐇡 𐇢 𐇣 𐇤 𐇥 𐇦 𐇧 𐇨 𐇩 𐇪 𐇫 𐇬 𐇭 𐇮 𐇯 𐇰 𐇱 𐇲 𐇳 𐇴 𐇵 𐇶 𐇷 𐇸 𐇹 𐇺 𐇻 𐇼 𐇽 𐇾 𐇿 𐈀 𐈁 𐈂 𐈃 𐈄 𐈅 𐈆 𐈇 𐈈 𐈉 𐈊 𐈋 𐈌 𐈍 𐈎 𐈏 𐈐 𐈑 𐈒 𐈓 𐈔 𐈕 𐈖 𐈗 𐈘 𐈙 𐈚 𐈛 𐈜 𐈝 𐈞 𐈟 𐈠 𐈡 𐈢 𐈣 𐈤 𐈥 𐈦 𐈧 𐈨 𐈩 𐈪 𐈫 𐈬 𐈭 𐈮 𐈯 𐈰 𐈱 𐈲 𐈳 𐈴 𐈵 𐈶 𐈷 𐈸 𐈹 𐈺 𐈻 𐈼 𐈽 𐈾 𐈿 𐉀 𐉁 𐉂 𐉃 𐉄 𐉅 𐉆 𐉇 𐉈 𐉉 𐉊 𐉋 𐉌 𐉍 𐉎 𐉏 𐉐 𐉑 𐉒 𐉓 𐉔 𐉕 𐉖 𐉗 𐉘 𐉙 𐉚 𐉛 𐉜 𐉝 𐉞 𐉟 𐉠 𐉡 𐉢 𐉣 𐉤 𐉥 𐉦 𐉧 𐉨 𐉩 𐉪 𐉫 𐉬 𐉭 𐉮 𐉯 𐉰 𐉱 𐉲 𐉳 𐉴 𐉵 𐉶 𐉷 𐉸 𐉹 𐉺 𐉻 𐉼 𐉽 𐉾 𐉿 𐊀 𐊁 𐊂 𐊃 𐊄 𐊅 𐊆 𐊇 𐊈 𐊉 𐊊 𐊋 𐊌 𐊍 𐊎 𐊏 𐊐 𐊑 𐊒 𐊓 𐊔 𐊕 𐊖 𐊗 𐊘 𐊙 𐊚 𐊛 𐊜 𐊝 𐊞 𐊟 𐊠 𐊡 𐊢 𐊣 𐊤 𐊥 𐊦 𐊧 𐊨 𐊩 𐊪 𐊫 𐊬 𐊭 𐊮 𐊯 𐊰 𐊱 𐊲 𐊳 𐊴 𐊵 𐊶 𐊷 𐊸 𐊹 𐊺 𐊻 𐊼 𐊽 𐊾 𐊿 𐋀 𐋁 𐋂 𐋃 𐋄 𐋅 𐋆 𐋇 𐋈 𐋉 𐋊 𐋋 𐋌 𐋍 𐋎 𐋏 𐋐 𐋑 𐋒 𐋓 𐋔 𐋕 𐋖 𐋗 𐋘 𐋙 𐋚 𐋛 𐋜 𐋝 𐋞 𐋟 𐋠 𐋡 𐋢 𐋣 𐋤 𐋥 𐋦 𐋧 𐋨 𐋩 𐋪 𐋫 𐋬 𐋭 𐋮 𐋯 𐋰 𐋱 𐋲 𐋳 𐋴 𐋵 𐋶 𐋷 𐋸 𐋹 𐋺 𐋻 𐋼 𐋽 𐋾 𐋿 𐌀 𐌁 𐌂 𐌃 𐌄 𐌅 𐌆 𐌇 𐌈 𐌉 𐌊 𐌋 𐌌 𐌍 𐌎 𐌏 𐌐 𐌑 𐌒 𐌓 𐌔 𐌕 𐌖 𐌗 𐌘 𐌙 𐌚 𐌛 𐌜 𐌝 𐌞 𐌟 𐌠 𐌡 𐌢 𐌣 𐌤 𐌥 𐌦 𐌧 𐌨 𐌩 𐌪 𐌫 𐌬 𐌭 𐌮 𐌯 𐌰 𐌱

Alternates

I Í Î Ï Ñ Ò

Pizzascript Burnt

Character Set

Basic Alphabet

船位記錄表係供開工時填用，開船後即交船務
 部收存，其用途如下：(1)船位記錄表係供開工時
 填用，開船後即交船務部收存，其用途如下：

Diacritics

𐀀𐀁𐀂𐀃𐀄𐀅𐀆𐀇𐀈𐀉𐀊𐀋𐀌𐀍𐀎𐀏𐀐𐀑𐀒𐀓𐀔𐀕𐀖𐀗𐀘𐀙𐀚𐀛𐀜𐀝𐀞𐀟𐀠𐀡𐀢𐀣𐀤𐀥𐀦𐀧𐀨𐀩𐀪𐀫𐀬𐀭𐀮𐀯𐀰𐀱𐀲𐀳𐀴𐀵𐀶𐀷𐀸𐀹𐀺𐀻𐀼𐀽𐀾𐀿𐁀𐁁𐁂𐁃𐁄𐁅𐁆𐁇𐁈𐁉𐁊𐁋𐁌𐁍𐁎𐁏𐁐𐁑𐁒𐁓𐁔𐁕𐁖𐁗𐁘𐁙𐁚𐁛𐁜𐁝𐁞𐁟𐁠𐁡𐁢𐁣𐁤𐁥𐁦𐁧𐁨𐁩𐁪𐁫𐁬𐁭𐁮𐁯𐁰𐁱𐁲𐁳𐁴𐁵𐁶𐁷𐁸𐁹𐁺𐁻𐁼𐁽𐁾𐁿𐂀𐂁𐂂𐂃𐂄𐂅𐂆𐂇𐂈𐂉𐂊𐂋𐂌𐂍𐂎𐂏𐂐𐂑𐂒𐂓𐂔𐂕𐂖𐂗𐂘𐂙𐂚𐂛𐂜𐂝𐂞𐂟𐂠𐂡𐂢𐂣𐂤𐂥𐂦𐂧𐂨𐂩𐂪𐂫𐂬𐂭𐂮𐂯𐂰𐂱𐂲𐂳𐂴𐂵𐂶𐂷𐂸𐂹𐂺𐂻𐂼𐂽𐂾𐂿𐃀𐃁𐃂𐃃𐃄𐃅𐃆𐃇𐃈𐃉𐃊𐃋𐃌𐃍𐃎𐃏𐃐𐃑𐃒𐃓𐃔𐃕𐃖𐃗𐃘𐃙𐃚𐃛𐃜𐃝𐃞𐃟𐃠𐃡𐃢𐃣𐃤𐃥𐃦𐃧𐃨𐃩𐃪𐃫𐃬𐃭𐃮𐃯𐃰𐃱𐃲𐃳𐃴𐃵𐃶𐃷𐃸𐃹𐃺𐃻𐃼𐃽𐃾𐃿𐄀𐄁𐄂𐄃𐄄𐄅𐄆𐄇𐄈𐄉𐄊𐄋𐄌𐄍𐄎𐄏𐄐𐄑𐄒𐄓𐄔𐄕𐄖𐄗𐄘𐄙𐄚𐄛𐄜𐄝𐄞𐄟𐄠𐄡𐄢𐄣𐄤𐄥𐄦𐄧𐄨𐄩𐄪𐄫𐄬𐄭𐄮𐄯𐄰𐄱𐄲𐄳𐄴𐄵𐄶𐄷𐄸𐄹𐄺𐄻𐄼𐄽𐄾𐄿𐅀𐅁𐅂𐅃𐅄𐅅𐅆𐅇𐅈𐅉𐅊𐅋𐅌𐅍𐅎𐅏𐅐𐅑𐅒𐅓𐅔𐅕𐅖𐅗𐅘𐅙𐅚𐅛𐅜𐅝𐅞𐅟𐅠𐅡𐅢𐅣𐅤𐅥𐅦𐅧𐅨𐅩𐅪𐅫𐅬𐅭𐅮𐅯𐅰𐅱𐅲𐅳𐅴𐅵𐅶𐅷𐅸𐅹𐅺𐅻𐅼𐅽𐅾𐅿𐆀𐆁𐆂𐆃𐆄𐆅𐆆𐆇𐆈𐆉𐆊𐆋𐆌𐆍𐆎𐆏𐆐𐆑𐆒𐆓𐆔𐆕𐆖𐆗𐆘𐆙𐆚𐆛𐆜𐆝𐆞𐆟𐆠𐆡𐆢𐆣𐆤𐆥𐆦𐆧𐆨𐆩𐆪𐆫𐆬𐆭𐆮𐆯𐆰𐆱𐆲𐆳𐆴𐆵𐆶𐆷𐆸𐆹𐆺𐆻𐆼𐆽𐆾𐆿𐇀𐇁𐇂𐇃𐇄𐇅𐇆𐇇𐇈𐇉𐇊𐇋𐇌𐇍𐇎𐇏𐇐𐇑𐇒𐇓𐇔𐇕𐇖𐇗𐇘𐇙𐇚𐇛𐇜𐇝𐇞𐇟𐇠𐇡𐇢𐇣𐇤𐇥𐇦𐇧𐇨𐇩𐇪𐇫𐇬𐇭𐇮𐇯𐇰𐇱𐇲𐇳𐇴𐇵𐇶𐇷𐇸𐇹𐇺𐇻𐇼𐇽𐇾𐇿𐈀𐈁𐈂𐈃𐈄𐈅𐈆𐈇𐈈𐈉𐈊𐈋𐈌𐈍𐈎𐈏𐈐𐈑𐈒𐈓𐈔𐈕𐈖𐈗𐈘𐈙𐈚𐈛𐈜𐈝𐈞𐈟𐈠𐈡𐈢𐈣𐈤𐈥𐈦𐈧𐈨𐈩𐈪𐈫𐈬𐈭𐈮𐈯𐈰𐈱𐈲𐈳𐈴𐈵𐈶𐈷𐈸𐈹𐈺𐈻𐈼𐈽𐈾𐈿𐉀𐉁𐉂𐉃𐉄𐉅𐉆𐉇𐉈𐉉𐉊𐉋𐉌𐉍𐉎𐉏𐉐𐉑𐉒𐉓𐉔𐉕𐉖𐉗𐉘𐉙𐉚𐉛𐉜𐉝𐉞𐉟𐉠𐉡𐉢𐉣𐉤𐉥𐉦𐉧𐉨𐉩𐉪𐉫𐉬𐉭𐉮𐉯𐉰𐉱𐉲𐉳𐉴𐉵𐉶𐉷𐉸𐉹𐉺𐉻𐉼𐉽𐉾𐉿𐊀𐊁𐊂𐊃𐊄𐊅𐊆𐊇𐊈𐊉𐊊𐊋𐊌𐊍𐊎𐊏𐊐𐊑𐊒𐊓𐊔𐊕𐊖𐊗𐊘𐊙𐊚𐊛𐊜𐊝𐊞𐊟𐊠𐊡𐊢𐊣𐊤𐊥𐊦𐊧𐊨𐊩𐊪𐊫𐊬𐊭𐊮𐊯𐊰𐊱𐊲𐊳𐊴𐊵𐊶𐊷𐊸𐊹𐊺𐊻𐊼𐊽𐊾𐊿𐋀𐋁𐋂𐋃𐋄𐋅𐋆𐋇𐋈𐋉𐋊𐋋𐋌𐋍𐋎𐋏𐋐𐋑𐋒𐋓𐋔𐋕𐋖𐋗𐋘𐋙𐋚𐋛𐋜𐋝𐋞𐋟𐋠𐋡𐋢𐋣𐋤𐋥𐋦𐋧𐋨𐋩𐋪𐋫𐋬𐋭𐋮𐋯𐋰𐋱𐋲𐋳𐋴𐋵𐋶𐋷𐋸𐋹𐋺𐋻𐋼𐋽𐋾𐋿𐌀𐌁𐌂𐌃𐌄𐌅𐌆𐌇𐌈𐌉𐌊𐌋𐌌𐌍𐌎𐌏𐌐𐌑𐌒𐌓𐌔𐌕𐌖𐌗𐌘𐌙𐌚𐌛𐌜𐌝𐌞𐌟𐌠𐌡𐌢𐌣𐌤𐌥𐌦𐌧𐌨𐌩𐌪𐌫𐌬𐌭𐌮𐌯𐌰𐌱𐌲𐌳𐌴𐌵𐌶𐌷𐌸𐌹𐌺𐌻𐌼𐌽𐌾𐌿𐍀𐍁𐍂𐍃𐍄𐍅𐍆𐍇𐍈𐍉𐍊𐍋𐍌𐍍𐍎𐍏𐍐𐍑𐍒𐍓𐍔𐍕𐍖𐍗𐍘𐍙𐍚𐍛𐍜𐍝𐍞𐍟𐍠𐍡𐍢𐍣𐍤𐍥𐍦𐍧𐍨𐍩𐍪𐍫𐍬𐍭𐍮𐍯𐍰𐍱𐍲𐍳𐍴𐍵𐍶𐍷𐍸𐍹𐍺𐍻𐍼𐍽𐍾𐍿𐎀𐎁𐎂𐎃𐎄𐎅𐎆𐎇𐎈𐎉𐎊𐎋𐎌𐎍𐎎𐎏𐎐𐎑𐎒𐎓𐎔𐎕𐎖𐎗𐎘𐎙𐎚𐎛𐎜𐎝𐎞𐎟𐎠𐎡𐎢𐎣𐎤𐎥𐎦𐎧𐎨𐎩𐎪𐎫𐎬𐎭𐎮𐎯𐎰𐎱𐎲𐎳𐎴𐎵𐎶𐎷𐎸𐎹𐎺𐎻𐎼𐎽𐎾𐎿𐏀𐏁𐏂𐏃𐏄𐏅𐏆𐏇𐏈𐏉𐏊𐏋𐏌𐏍𐏎𐏏𐏐𐏑𐏒𐏓𐏔𐏕𐏖𐏗𐏘𐏙𐏚𐏛𐏜𐏝𐏞𐏟𐏠𐏡𐏢𐏣𐏤𐏥𐏦𐏧𐏨𐏩𐏪𐏫𐏬𐏭𐏮𐏯𐏰𐏱𐏲𐏳𐏴𐏵𐏶𐏷𐏸𐏹𐏺𐏻𐏼𐏽

Numerals

0 1 2 3 4 5 6 7 8 9

Currency

時 三 分 十 秒 五
















Math

+ - * / = > < % ^ ~

Punctuation & Symbols

.,;...!@?&·■/||\---_▲
() { } [] , , , " " " " < > < > " " * * * *
个 → ↓ ← ① ② ③ ④ ⑤ ⑥ ⑦ ⑧ ⑨ ⑩

Emoji & Icons

Alternates

Stylistic Set 01 This feature activates the first of the four shift modes.
Bubble Down Every even letter shifts down.

Comrade → Comrade

Stylistic Set 02 This feature activates the second of the four shift modes.
Bubble Up Every even letter shifts up.

Comrade → Comrade

Stylistic Set 02 This feature activates the third of the four shift modes.
Tapeworm Letters shift up and down continuously.

Comrade → Comrade

Stylistic Set 04 This feature activates the fourth of the four shift modes.
Organic Letters shift up and down randomly.

Comrade → Comrade

Stylistic Set 05 This feature changes the letter l and all derivatives
Alternate l into its alternate version.

PIZZA PIE → PIZZA PIE

Stylistic Set 06 This feature changes the space character to its narrower version
Minimal Space that is exactly one unit wide.

 →



OpenType features are supported by most design apps (InDesign, Figma etc.) and in web browsers via the font-feature-settings property.

Stylistic Set 07 This feature enables you to write in a Schlorpian fashion.
Schlorpian Mode Period (.) writes a Short Sign, multiple periods write a Long Sign, Space differentiates between Short and Long Sign, 1 creates an upward accent, 2 creates a downward accent

. → ■ .. → ■ ..1 → ■ ..2 → ■

Swashes This feature substitutes uppercase letters with their swashy / calligraphic version. This is only available in the Romantic style.

A → A ... Z → Z

Contextual Alternates/ This feature substitutes letter combinations
Stylistic Alternates with icons and emoji.
Icon Recipes

→ See Cheat Sheet (p 36) for the full list

:.) → ☹️ :). → 🤖 ...

Cheat Sheet

Contextual Alternates

Recipes



This only works with activated Contextual Alternates Feature in your design app or CSS. The recipes can be typed in upper- or lowercase.

:)		_FACE		_HEART	
:(_FACE2		_HEART2	
:.)		_MNMLFACE		_HEART3	
:).)		_MNMLFACE2		_SKULL	
:)...)		_MNMLFACE3		_SKULL2	
:),		_MNMLFACE4		_SKULL3	
:),,		_MNMLFACE5		_HASHTAG	
:),,,		_MNMLFACE6		_BITCOINSIGN	
->		_FIRE		_BITCOINBLOCK	
<-		_YONDER		_ZEDARKSIDE	
_COMRADE		_ZEROXDEAD		_ZEDARKSIDE2	
_COMRADES		_PIZZA		_CHANNEL9	
_COMRADE.		_SLICE		_CHANNEL9HD	
_MNMLCOMRADE		_BTC		_NML	
		_ETH			

#PINEAPPLE

→ → → → → → →

from to with

It means

N2 goes mnm!

comrade comrade comrade comrade

now on



1st edition 2026

© by NML

Concept & Text: The Holesome Man

Publisher: Holesome Press

Layout: NML

Translation: NML

nomorelabs.xyz